



Laura  
Worthington



# *Voltage*

*User's Guide*





## FONT FAQ

### HOW TO INSTALL YOUR FONT

You will receive your files as a zipped folder. For instructions on how to unzip your folder, visit [LauraWorthingtonType.com/faqs/](http://LauraWorthingtonType.com/faqs/).

Your font is available in two formats: TrueType Font file (.ttf) and OpenType Font file (.otf).

If you have a Mac® or newer Windows® computer, install the .otf file(s). If you have an older Windows computer, install the .ttf files. Install the font by double-clicking on the .ttf or .otf file. When the pop-up menu appears, click on Install font (Mac) or Install (Windows). Fonts may also be installed by dragging and dropping them into your system's font folder.

After installing your font, save a copy of the downloaded font files in a folder on your computer as a resource in case you want to re-install the font or transfer it to a new computer.

### HOW TO INSERT SWASHES, ALTERNATES, AND ORNAMENTS

Some programs have a glyphs or symbol panel where the complete font including swashes and ornaments can be accessed and inserted directly. For programs that do not have a way to directly insert the swashes, the easiest method of putting in alternate swashes or symbols is by using either Character Map (Windows) or FontBook (Mac).

#### Character Map (Windows)

Character Map is a standard Windows utility and can be found in the Start Menu's accessories folder (Windows XP, Vista, 7) or in All Apps under Windows Accessories (Windows 8.1, 10). Character Map can also be found by searching for it by name.





---

Select your font from the drop-down menu. Character Map will show all available glyphs. To quickly find the swashes, change Group By to Unicode Subrange, and select Private Use Characters from the pop-up menu. Click on any swash and then copy and paste it into your document.

See the Character Map Video for a demonstration.

### FontBook (Mac)

Font Book is a standard Mac utility program and can be found in Finder under the Go menu under Applications. Once FontBook is open, go to the View menu and select Repertoire. Click on User in the left panel and then select the font name to see all available swashes in the font. Click on any swash and then copy and paste it into your document.

See the Font Book Video for a demonstration.

### LICENSING

Your font comes with a standard one-user license. This license covers one person with up to five workstations (laptop, desktop computer, etc.) connected to one printer or output device. For more

than one user and/or more than five workstations, please contact me at [help@lauraworthington.com](mailto:help@lauraworthington.com) for a multi-user license.

This font is available for both personal and commercial use. For details on licensing, please visit my FAQ page at [LauraWorthingtonType.com/faqs/](http://LauraWorthingtonType.com/faqs/).

### FONT SUPPORT

Visit my FAQ page at [LauraWorthingtonType.com/faqs/](http://LauraWorthingtonType.com/faqs/) for information on licensing, installation, and both general and software specific questions.

Contact me at [help@lauraworthington.com](mailto:help@lauraworthington.com) and I will be happy to answer any questions.

---



*Victory Square*



*Electric  
Company*

→ *Performed in* ←  
*odd meter 5/8 time*

*White Lightning!*

*A Magnetic Field Thriller*







# Voltage

*Voltage, created by award-winning typeface and lettering designer Laura Worthington, is an unexpected and energetic standout in the world of script fonts, breaking free from formal classifications while retaining the degree of personality we treasure in hand lettering.*

*Her primary goal was unique: readability with personality. Gone are the large loops, the frilliness, and the choice of beauty and elegance over utility.*

*Voltage takes the script font in a different direction, with an emphasis on practicality and uniformity, and with the reader's needs at the forefront—this is a straight-forward, muscular lettering font, assertive, yet down-to-earth. The beauty is found in its elegantly-wrought construction, its versatility, its references to a different era, and in the galvanizing swashes and alternates available not only in a professional designer's software, but to everyone with a computer.*

*It is not based on naturally-occurring handwriting; it's clearly a structured lettering form based on balance,*



*a solid rhythm, and uniformity. Script fonts often are quirky. In contrast, this is a workhorse, almost a text version of a script font. Voltage is ideal for headlines, logos, subheads, short sentences, phrases, a short paragraph, and pull quotes. The default setting (without swashes and alternates) is best for phrases and subheads.*

*Like many of Worthington's typefaces, Voltage is evocative of a milieu or era. Here, we see the metal lettering on automobiles of the past—with their retro takes on a bright future—and those emblems of an optimistic, hardworking period. Its overall regularity references a time when the machine was king—the late days of the Industrial Age. Imagine vintage instructions on signs or paper; they may be created by machinery or by hand, yet both have that industrial sensibility. We sense visions in the 1950s—*



*and earlier—of what the Nuclear Age would look like. Voltage calls to mind gas stations, machinists, receipts at machine shops, trips to the soda fountain at the drugstore, shopping at the five and dime. Yet, in its twists and small irregularities, we see vestiges of hand-painted signage, the rivets in beloved, old, worn blue jeans, the touch of the “common man” who, alongside women, built America.*

*Voltage is versatile. Like those old jeans, the look depends on how and where you use it. You can dress up a good pair of jeans by choosing high heels; you can dress down with sturdy work boots. Because Worthington assigned unicode values to the swashes and alternates, anyone can use their operating system's Character Map to access them. The options become endless. It can have the spirit of a picnic—casual, fun, and friendly, yet, in other contexts, convey tough*



*mountain-biking. So, use this font for small areas of text and it makes a statement without overpowering the main body text. Or, dig into Voltage swashes and alternates for much larger titles to capture the attention of the reader and create a dramatic presence, such as using the powerful lightning bolt swash that shoots out from the descender of the lowercase g. Electrifying!*

*The challenge, as Worthington worked on Voltage, was noting that script fonts are almost always notoriously difficult to read. How could she strive for clarity, readability, and uniformity, yet retain the vivid personality that Voltage (and its designers and readers) deserve? She used a tall x-height, minimal detailing in the lowercase ascenders and descenders, worked on low contrast, and amped it up to make it heavier and add substance. It comes in 3 weights—*



*light, regular, and bold—and even the regular weight is as substantial as many bolds in other fonts. In fact, it is one of the few script fonts that you can use with confidence at a relatively small size (e.g., 18 pt) in a short paragraph. No one letter dominates the others. Stems have a weighty base but have light strokes in many letters for clarity and distinctiveness. The looped descenders of the lowercase g and other letters use a thin stroke that curves and thickens as it rises up to meet the next letter, making the loop lighter and therefore more legible than a large uniform loop.*

*This most magnetic typeface provides 154 unique swash designs (that yield a total of 348 swash variations), 39 alternates, and 15 ligatures. ★*





## *Voltage* *Light • Regular • Bold* Font Specifications

### CHARACTERS

1395 characters per weight

Features 21 stylistic sets including ligatures, contextual alternates, titling and swash forms + 13 ornaments

### FONT FILES:

1 OpenType (.otf) file and 1 TrueType (.ttf) file

### AVAILABLE:

[LauraWorthingtonType.com](http://LauraWorthingtonType.com)

### OPENTYPE FAQ:

To access swashes, alternates, ornaments, and for any OpenType questions, go to [LauraWorthingtonType.com/faqs](http://LauraWorthingtonType.com/faqs)

### ORIGINAL RELEASE:

July 2014





*Watt*

VOLTAGE LIGHT

*Kilowatt*

VOLTAGE REGULAR

*Megawatt*

VOLTAGE BOLD



## Standard Characters

*A B C D E F G H I J K L M N O P*

Q R S T U V W X Y Z

*a b c d e f g h i j k l m n o p q r s t u v w x y z*

0 1 2 3 4 5 6 7 8 9 1 2 3 1/4 1/2 3/4

! " # \$ % & ' ( ) \* , - . / : ; < > ? @ [ \ ] ^ \_ { | } ~ ¡

« » ¡ - - ' ' , " " „ † ‡ ... < > ¢ £ ¥ €

## OTHER CHARACTERS

$$\backslash \cdot \cdot \cdot \wedge \vee - \cup \cap \circ \sim \text{''} \circ = + \times \div - \pm \cdot \approx \neq \leq \geq | \P \% / \text{\textcircled{C}} \text{\textcircled{R}} \text{\text{TM}},$$



# Numbers

*Default Numbers* 0 1 2 3 4 5 6 7 8 9

---

*Fractions, Numerators & Denominators*

$\frac{1}{4}$   $\frac{1}{2}$   $\frac{3}{4}$  0 1 2 3 4 5 6 7 8 9 / 0 1 2 3 4 5 6 7 8 9

---

*Superscript* 0 1 2 3 4 5 6 7 8 9

---

*Oldstyle Figures* 0 1 2 3 4 5 6 7 8 9

---



# Basic & Extended Latin Characters

À Á Â Ã Ä Å Æ Ç Ć Ď Ę  
È É Ê Ë Ĭ Ĳ Ą Ć Ħ Ĩ Ò  
Ó Ô Õ Ö Ŏ Ō Ø Œ Š Š Ÿ Ź ź Ŵ  
Ŷ ŷ Ź ź Ŵ Ŷ ŷ Ź ź

à á â ã ä å ă ą ā œ ć č ȝ d' đ è é ê ë ě ę ē ì í î ï  
 ĭ ī Ĺ Ľ ł ŋ ñ ã ò ó ô õ ö ǒ Ǔ ȫ Ȭ ȭ Ȯ ȯ Ȱ ȱ Ȳ  
 ȳ ȴ ȵ ù ú û ü ǔ ı ū ȳ ȶ ȷ ȸ ȹ



## Swashes / Alternates

■ *Standard Ligatures* Tb Tf Th Ti Tj

Tk Tl br ff fj jj ll or pr tt

■ ■ *Stylistic Alternates / Ending Forms*

! A C E G H J K L M N

R U X Y Z b c e f g j k o p q s v w x y z

■ *Titling Forms* f r x z // *(Uncategorized)* x

■ *Swash Forms* a c d e i k l m n r t u x z



## Stylistic Sets

A A A A A A A A

SS01 SS02 SS03 SS04 SS05 SS06 SS07 SALT

a a a a a

SS01 SS02 SS03 SS04 SWSH

B b b b b b b b b b

SS01 SS02 SS03 SS04 SS05 SS06 SS07 SS08 SS09 SS10

b b b br

SS11 SS12 SALT LIGA

■ TITLING/BEGINNING FORMS (TITL) 
 ■ STYLISTIC ALTERNATES (SALT) 
 ■ SWASH (SWSH)

■ ENDING FORMS 
 ■ LIGATURES (LIGA) 
 ■ STYLISTIC ALTERNATES/ENDING FORMS (SALT)

# VOLTAGE • SWASHES/ALTERNATES

Œ œ Œ œ œ œ

SS01 SS02 SALT SS01 SALT SWSH

Œ d d d d d d d d d d d

SS01 SS01 SS02 SS03 SS04 SS05 SS06 SS07 SS08 SS09 SS10

d d d d d

SS11 SS12 SS13 SS14 SWSH

Œ œ Œ œ œ œ œ

SS01 SS02 SALT SS01 SS02 SALT SWSH

F F F f f f ff ff

SS01 SS02 SS03 SS01 SALT TITL LIGA LIGA

■ TITLING/BEGINNING FORMS (TITL) ■ STYLISTIC ALTERNATES (SALT) ■ SWASH (SWSH)  
■ ENDING FORMS ■ LIGATURES (LIGA) ■ STYLISTIC ALTERNATES/ENDING FORMS (SALT)



Œ œ Œ œ Œ œ Œ Œ Œ œ œ œ œ

SS01 SS02 SS03 SS04 SS05 SS06 SS07 SALT SS01 SS02 SS03 SS04

g g g g g g g g g g

SS05 SS06 SS07 SS08 SS09 SS10 SS11 SS12 SALT

H H H H H H H H H

SS01 SS02 SS03 SS04 SS05 SS06 SS07 SS08 SS09

H H H H h h h h h

SS10 SS11 SS12 SALT SS01 SS02 SS03 SS04 SS05

■ TITLING/BEGINNING FORMS (TITL) ■ STYLISTIC ALTERNATES (SALT) ■ SWASH (SWSH)  
 ■ ENDING FORMS ■ LIGATURES (LIGA) ■ STYLISTIC ALTERNATES/ENDING FORMS (SALT)

h h h h h h h h h h h h

SS06 SS07 SS08 SS09 SS10 SS11 SS12 SS13 SS14 SS15 SS16 SS17

h h h h

SS18 SS19 SS20 SWSH

I I I i j j j L L i

SS01 SS02 SS03 SS01 SS02 SS03 SS04 SS05 SS06 SWSH

L L L L L L J j j j j j j

SS01 SS02 SS03 SS04 SS05 SS06 SALT SS01 SS02 SS03 SS04 SS05

■ TITLING/BEGINNING FORMS (TITL) 
 ■ STYLISTIC ALTERNATES (SALT) 
 ■ SWASH (SWSH)

■ ENDING FORMS 
 ■ LIGATURES (LIGA) 
 ■ STYLISTIC ALTERNATES/ENDING FORMS (SALT)



j j j j j j j j j

SS06

SS07

SS08

SS09

SS10

SS11

SS12

SALT

LIGA

K K K K K K K k k k

SS01

SS02

SS03

SS04

SS05

SS06

SALT

SS01

SS02

SS03

k k k k k k k k k k

SS04

SS05

SS06

SS07

SS08

SS09

SS10

SS11

SS12

SS13

k k k k k k k k

SS14

SS15

SS16

SS17

SS18

SALT

SWSH

■ TITLING/BEGINNING FORMS (TITL) 
 ■ STYLISTIC ALTERNATES (SALT) 
 ■ SWASH (SWSH) 
 ■ ENDING FORMS 
 ■ LIGATURES (LIGA) 
 ■ STYLISTIC ALTERNATES/ENDING FORMS (SALT)

# VOLTAGE · SWASHES/ALTERNATES



SS01 SS02 SS03 SALT SS01 SS02 SS03 SS04 SS05 SS06 SS07 SS08



SS09 SS10 SS11 SS12 SS13 SS14 SS15 SS16 SS17 SS18 SS19



SS20 SWSH LIGA



SS01 SS02 SS03 SS04 SS05 SS06 SALT SS01 SS02 SS03

■ TITLING/BEGINNING FORMS (TITL)
 ■ STYLISTIC ALTERNATES (SALT)
 ■ SWASH (SWSH)
 ■ ENDING FORMS
 ■ LIGATURES (LIGA)
 ■ STYLISTIC ALTERNATES/ENDING FORMS (SALT)



# VOLTAGE • SWASHES/ALTERNATES

SS04 SS05 SS06 SS07 SS08 SS09 SS10 SWSH

SS01 SS02 SS03 SS04 SS05 SS06 SWSH

SS01 SS10 SS03 SS04 SS05 SS06 SS07 SS08 SS09 SS10 SWSH

SS01 SS01 SALT LIGA

■ TITLING/BEGINNING FORMS (TITL)
 ■ STYLISTIC ALTERNATES (SALT)
 ■ SWASH (SWSH)
 ■ ENDING FORMS
 ■ LIGATURES (LIGA)
 ■ STYLISTIC ALTERNATES/ENDING FORMS (SALT)

# VOLTAGE • SWASHES/ALTERNATES

*p* *p* *p* *p* *p* *p* *p* *p* *p* *p*

SS01

SS02

SS03

SS04

SS05

SS06

SS07

SS08

SS09

SS10

*p* *p* *p* *p* *pr*

SS11

SS12

SS13

SALT

LIGA

*Q* *q* *q*

SS01

SS01

SALT

*R* *R* *R* *R* *R* *R* *R*

SS01

SS02

SS03

SS04

SS05

SS06

SALT

■ TITLING/BEGINNING FORMS (TITL) ■ STYLISTIC ALTERNATES (SALT) ■ SWASH (SWSH)  
■ ENDING FORMS ■ LIGATURES (LIGA) ■ STYLISTIC ALTERNATES/ENDING FORMS (SALT)



# VOLTAGE · SWASHES/ALTERNATES



SS01 SS02 SS03 SS04 SS05 SS06 SS07 SS08 SS09 SS10



TITL SWSH



SS01 SS02 SS01 SALT










SS01 SS02 SS03 LIGA LIGA LIGA LIGA LIGA LIGA LIGA SS01 SS02

■ TITLING/BEGINNING FORMS (TITL)
 ■ STYLISTIC ALTERNATES (SALT)
 ■ SWASH (SWSH)
 ■ ENDING FORMS
 ■ LIGATURES (LIGA)
 ■ STYLISTIC ALTERNATES/ENDING FORMS (SALT)

# VOLTAGE · SWASHES/ALTERNATES



SS03 SS04 SS05 SS06 SS07 SS08 SS09 SS10 SWSH LIGA














SS01 SS02 SS03 SS04 SS05 SS06 SALT

SS01 SS02 SS03 SS04 SWSH











SS01 SS02 SS03 SS04 SS05 SS06 SS01 SS02 SS03






SS04 SS05 SS06 SALT

 TITLING/BEGINNING FORMS (TITL)
  STYLISTIC ALTERNATES (SALT)
  SWASH (SWSH)

 ENDING FORMS
  LIGATURES (LIGA)
  STYLISTIC ALTERNATES/ENDING FORMS (SALT)



# VOLTAGE • SWASHES/ALTERNATES

W W W W W W

SS01 SS02 SS03 SS04 SS05 SS06

W W W W W W W

SS01 SS02 SS03 SS04 SS05 SS06 SALT

X X X X X X X X X X X X X

SS01 SS02 SS03 SS04 SALT SS01 SS02 SS03 SS04 SS05 SS06 SS07

X X X X

SALT TITL SWSH //

■ TITLING/BEGINNING FORMS (TITL) 
 ■ STYLISTIC ALTERNATES (SALT) 
 ■ SWASH (SWSH)

■ ENDING FORMS 
 ■ LIGATURES (LIGA) 
 ■ STYLISTIC ALTERNATES/ENDING FORMS (SALT)

y y y y y y y y y y

SS01 SS02 SS03 SS04 SS05 SS06 SS07 SS08 SS09 SALT

y y y y y y y y

SS10 SS11 SS12 SS01 SS02 SS03 SS04 SS05 SS06

y y y y y y y

SS07 SS08 SS09 SS10 SS11 SS12 SALT

Z Z z z z z !

SS01 SALT SS01 SALT TITL SWSH SALT

■ TITLING/BEGINNING FORMS (TITL) ■ STYLISTIC ALTERNATES (SALT) ■ SWASH (SWSH)  
 ■ ENDING FORMS ■ LIGATURES (LIGA) ■ STYLISTIC ALTERNATES/ENDING FORMS (SALT)



NOTE:

Turn on Contextual Alternates setting in  
OpenType (Adobe Illustrator & InDesign)  
for alternate beginning and ending forms.

*“Or me, roy meg zix fuzz los kiosk xo”*

STANDARD CHARACTERS

---

*“Or me, roy meg zix fuzz los kiosk xo”*

CONTEXTUAL ALTERNATES

SETTINGS ENABLED



# *Victory Square!* *Craft Brewery*

STANDARD CHARACTERS



# Victory Square! Craft Brewery

WITH SWASHES &  
ALTERNATES

*Victory Square!*  
*Craft Brewery*

WITH SWASHES &  
ALTERNATES

■ STYLISTIC ALTERNATES

■ STYLISTIC ALTERNATES / ENDING FORMS

■ SWASH

■ SS01

■ SS06

■ SS15

■ STANDARD LIGATURES



# Ornaments

